



MIC

Maintenance Capex Review

February 2017



Important Notice

This presentation by Macquarie Infrastructure Corporation (MIC) is proprietary and all rights are reserved. Any reproduction, in whole or in part, without the prior written consent of MIC is prohibited.

This presentation is based on information generally available to the public and does not contain any material, non-public information. The presentation has been prepared solely for information purposes, it is not a solicitation of any offer to buy or sell any security or instrument.

This presentation contains forward-looking statements. Forward-looking statements in this presentation are subject to a number of risks and uncertainties, some of which are beyond our control. Our actual results, performance, prospects or opportunities could differ materially from those expressed in or implied by the forward-looking statements. A description of known risks that could cause our actual results to differ appears under the caption “Risk Factors” in our Form 10-K, filed on February 23, 2016 and other materials filed with the SEC subsequently. Additional risks of which we are not currently aware could also cause our actual results to differ.

These forward-looking statements are made as of the date of this presentation. We undertake no obligation to publicly update or revise any forward-looking statements whether as a result of new information, future events or otherwise, except as required by law.

MIC is not an authorized deposit-taking institution for the purposes of the Banking Act 1959 (Commonwealth of Australia) and its obligations do not represent deposits or other liabilities of Macquarie Bank Limited ABN 46 008 583 542. Macquarie Bank Limited does not guarantee or otherwise provide assurance in respect of the obligations of MIC.

This presentation discusses historical performance and results which may not be indicative of future performance.



Executive Summary

- Deploying capital to maintain our businesses is an important part of what we do
- Maintenance capital expenditures:
 - provide a safe and healthy environment for our employees, customers, and the communities in which we operate;
 - maintain the integrity and cash generating capacity of our assets; and,
 - maintain compliance with a wide range of regulations
- We benchmark our historical performance to 2007, the first full year that MIC owned the businesses that comprise our current portfolio and was taxed as a regular corporation

Classification of Maintenance and Growth Capital Expenditures¹

- We categorize capital expenditures as either maintenance capital expenditures or growth capital expenditures
- In broad terms, maintenance capital expenditures primarily maintain our business at current levels of operation, capability, profitability, or cash flow, while growth capital expenditures typically enhance these factors
- In classifying capital expenditures, we assess whether:
 - an asset currently exists or if it is new (not a replacement);
 - the investment provides enhanced functionality or capability; and,
 - profitability or cash flow is expected to increase through either incremental revenue, or reductions of costs or future capital requirements

¹. For a complete discussion of the Company's classification of capital expenditures, please see our Form 10-K as filed on February 23, 2016.



Executive Summary

IMTT

- We benchmark maintenance capex on a dollar per-barrel basis
- From 2014 through 2016:
 - IMTT's maintenance spending has averaged \$0.94/bbl
 - IMTT's investment exceeds that of a universe of publicly traded peers
- Analysis based on reported depreciation is distorted by GAAP accounting
 - For accounting purposes, IMTT depreciates tanks over a 20 year period, however, well maintained tanks can have an economic useful life in excess of 100 years

Atlantic Aviation

- Atlantic Aviation has significant flexibility to either accelerate or curtail maintenance capital spending in any one year
- Historically, maintenance capital expenditures have averaged \$145,000/FBO/year
 - Average investment by peers¹ has ranged from less than \$70,000 - \$140,000/FBO/year

Contracted Power & Energy (CP&E)

- Maintenance expenditures are covered by various service agreements, warranties and insurance products
 - The agreements result in most expenditures being classified as an Operating Expense (recorded in the segment's Income Statement and reducing EBITDA) rather than maintenance capital expenditures
- BEC is a newly constructed² gas fired power plant and has no planned major maintenance capital expenditures until at least 2021/2022
- Industry-wide level of planned major maintenance capital expenditures for solar and wind assets is typically low

MIC Hawaii – Hawaii Gas

- Maintenance capital expenditures include replacement of pipeline and storage tanks, vehicles, and other equipment

1. Does not include BBA Aviation who does not report maintenance capital expenditures.

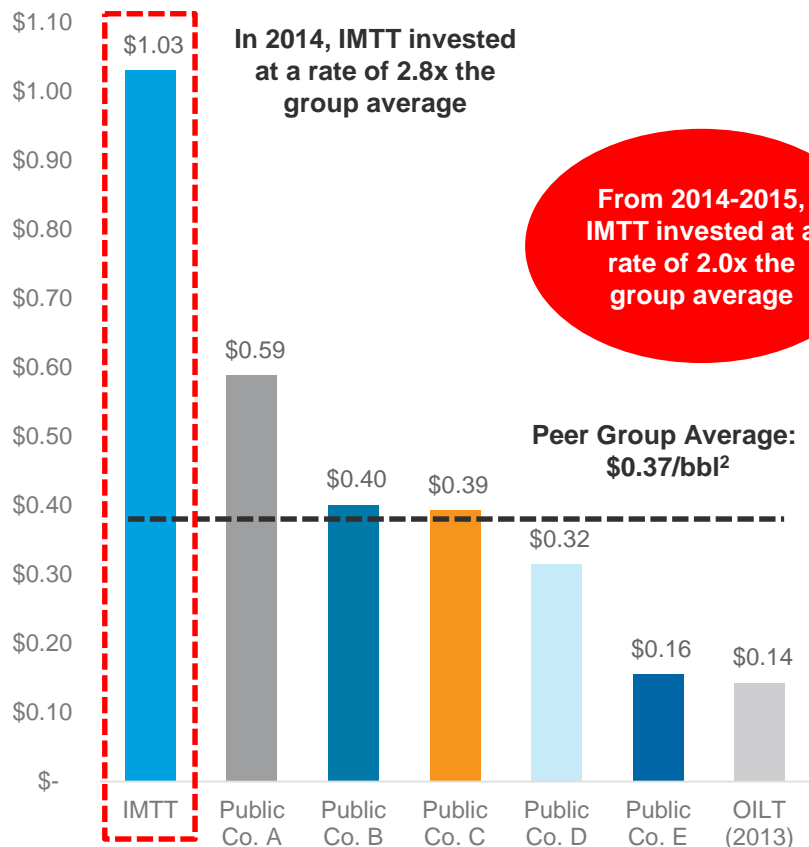
2. BEC was placed into service in 2012.



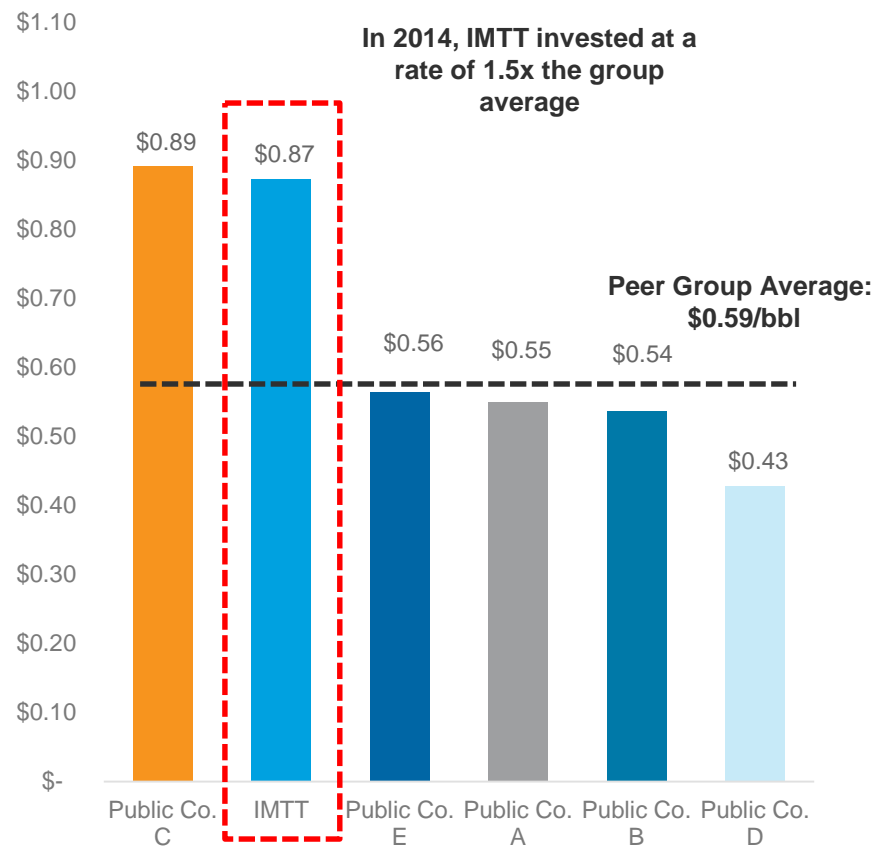
Maintenance Capex Benchmarking

On a per barrel basis, IMTT invests more in maintenance capex than an average of peer storage and terminal operators¹

2014 Maintenance Capex - \$/bbl



2015 Maintenance Capex - \$/bbl



1. Peer group information obtained or estimated by MIC from peer company public filings and reports, including press releases and Form 10-K. Peer group includes BKEP, SRLP, ARCX, NS, and TLP. Peer group selected based upon factors including similarity in operations and availability of data. Where applicable, capacity has been adjusted to reflect proportionate interest in the reported capacity, in instances where the company does not fully own all of its facilities. The peer group averages are consistent with U.S. private companies for which we have data.

2. 2014 average excludes Oiltanking for which the data point reported is for 2013. In 2012, Oiltanking reported maintenance capex spending of \$0.21/bbl



IMTT Maintenance Capex 2000-2016

Time Period	\$/bbl (Avg.) ¹	Commentary
Family Ownership (2000-2005) Prior to MIC 50% interest	\$0.55/bbl	<ul style="list-style-type: none">Maintenance spending was relatively consistent from 2000-2005
Joint Ownership, pre-dispute (2006-2010)	\$0.94/bbl	<ul style="list-style-type: none">Maintenance capital expenditures steadily increased during the period MIC owned 50% of IMTT
Shareholder dispute and Hurricane Sandy (2011-2013)	\$1.61/bbl	<ul style="list-style-type: none">A period characterized by a dispute with MIC's co-investor and repairs to IMTT's Bayonne terminal as a result of damage from Hurricane SandyMIC successfully arbitrated this dispute and was awarded a \$110 million back payment
MIC 100% Ownership (2014- 2016)	\$0.94/bbl	<ul style="list-style-type: none">After acquiring the remaining 50% of IMTT in 2014, MIC focused on normalizing spending levelsInitiatives included multi-year maintenance capital expenditure planning and implementation of competitive procurement processes that are providing better value for purchasesFor 2016, IMTT's maintenance capital spending is expected to be in line with 2015

The GAAP depreciable life of a storage tank is 20 years vs. the observed average useful life which is in excess of 3-times that amount

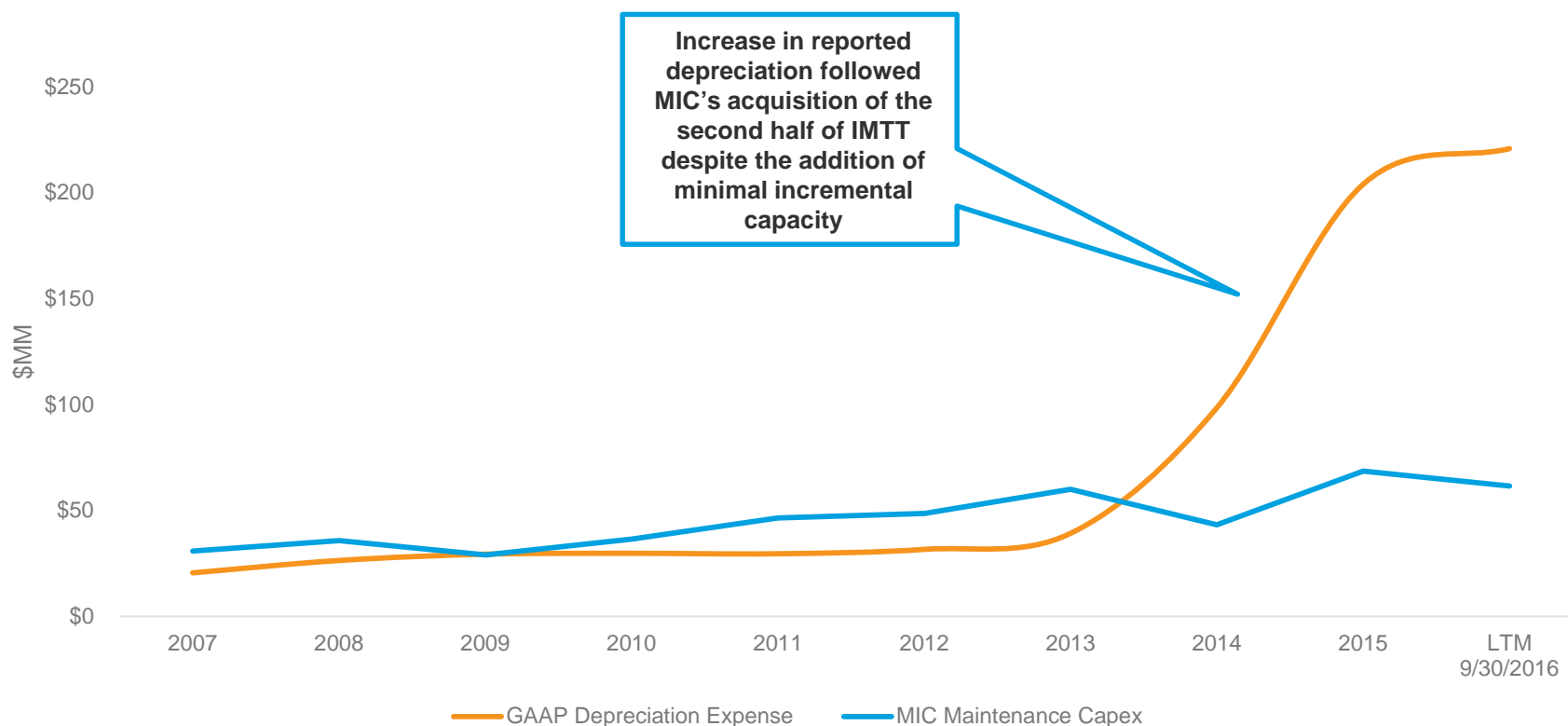
1. Excludes maintenance capital expenditures associated with IMTT's 20% owned terminal in Newfoundland, Canada, which is reported under the equity method of accounting. Additionally, the above figures exclude Repair and Maintenance (R&M) spending, which are classified as operating expenses. R&M averaged \$33.6 million annually during the period from 2006-2014.



Maintenance Capex v. Depreciation

Following the acquisition of the second half of IMTT, depreciation has lost any relevance for MIC management as a guidepost for required maintenance capital spending

GAAP Depreciation Expense v. MIC Maintenance Capex 2007 – 9/30/2016 LTM



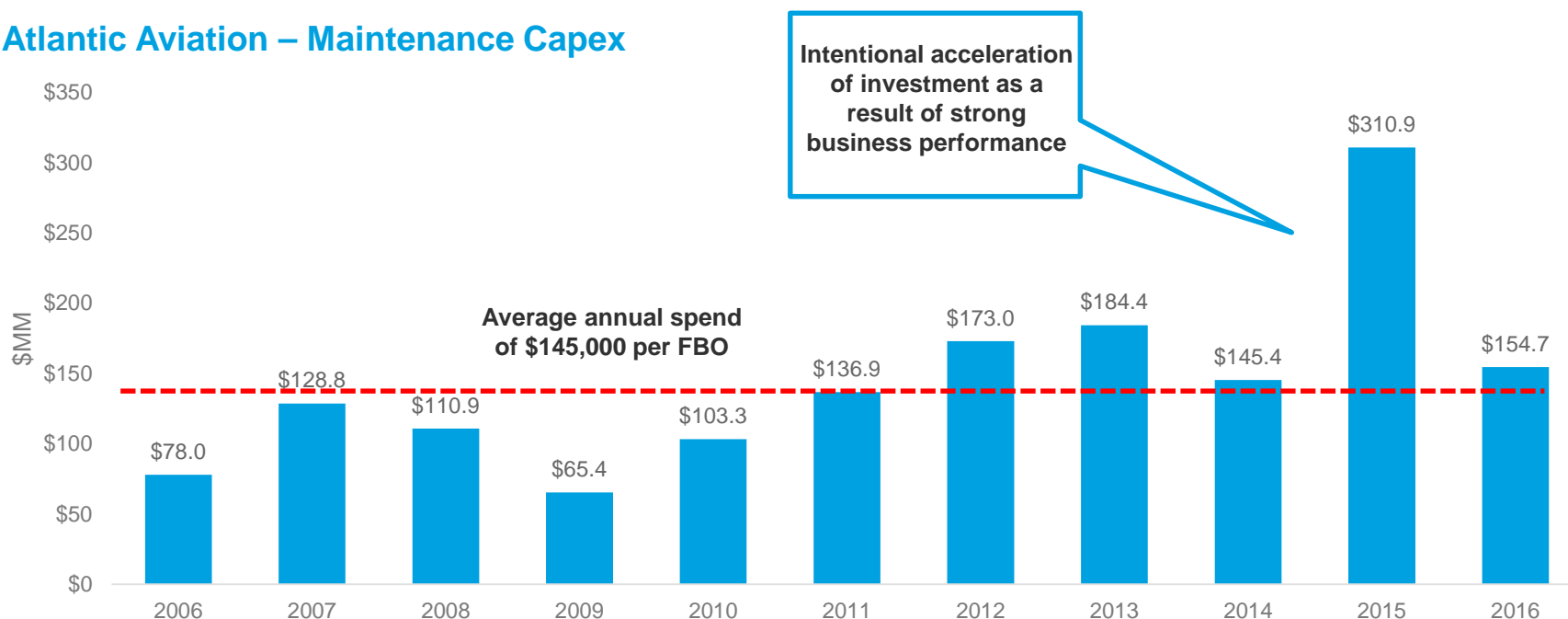


Atlantic Aviation

Atlantic Aviation has significant flexibility to either accelerate or curtail annual maintenance capital expenditures

- Maintenance capital expenditures have averaged \$145,000/FBO/year since 2006
- Management benchmarks Atlantic's spending against others in the FBO industry¹
- Spending by peers¹ has ranged from less than \$70,000 to \$140,000/FBO/year

Atlantic Aviation – Maintenance Capex



1. Does not include BBA Aviation who does not report maintenance capital expenditures.



Contracted Power & Energy

Contracted power facilities are covered by various service agreements, warranties, and insurance products to minimize the financial impact of component replacement and normal wear-and-tear

Bayonne Energy Center (BEC)

- Newly constructed¹ gas fired power plant with a remaining useful life of 30-35 years
- Most maintenance spending is expensed (reduces EBITDA) and therefore not reported as capex
- Maintenance conducted in accordance with the OEM's recommended schedule
 - Entered into a LTSA with Siemens² which covers inspections and routine minor maintenance (based on fired hours) – BEC expenses the cost of the LTSA
 - Entered into an additional third-party O&M agreement covering comprehensive services such as safety and reliability maintenance
 - No turbine major maintenance capital expenditures expected until at least 2021/2022

Renewable Facilities (Wind and Solar)

- Consists of relatively new assets with a weighted average asset age of approximately 4 years
- Components carry warranties/service agreements from OEMs
 - Post-warranty, MIC is responsible for maintenance costs associated with component failures, although the financial impact of component failures is partially mitigated by insurance
- O&M contracts cover facility maintenance (reduces EBITDA)
- Industry-wide level of planned major maintenance capital expenditures is typically very low

1. BEC was placed into service in 2012.

2. LTSA = Long-Term Service Agreement, which covers inspections and routine minor maintenance for up to ~50,000 fired hours per turbine over 20 year maximum period.



MIC Hawaii – Hawaii Gas

Hawaii Gas regularly invests in the integrity of its distribution network

- Maintenance capital expenditures include replacement of pipelines and storage tanks, vehicles, and other equipment
- The timing and amount of maintenance capital spending is driven in part by regulatory directives and guidance

