



Ohio Landscape Survey

Purple Strategies, a bipartisan public affairs firm, conducted an online survey of 750 Likely Voters in Ohio between December 24, 2020 and January 1, 2021. Sample and data collection were provided by Dynata. Respondents self-reported as registered voters in Ohio and indicated they are very likely/almost certain to vote in the US midterm election in 2022. The margin of error for the total sample is +/-3.4% at the 95% confidence level.

Key findings: Poll of Ohio voters

Ohio Landscape Survey findings

- **Eighty-four percent (84%) of voters believe property owners have the right to do what they want with their land**, even if that means moving away from traditional uses of farmland.
- Sixty-seven percent (67%) of likely voters believe it is important to bring new sources of clean energy to the state and the **vast majority welcome solar farm development in their community (76%)**.
- For most the benefits are clear: **more than two-thirds see solar energy as a win-win: helpful in cutting emissions (71%) and bringing down energy costs (62%)**.

Ohio Landscape Survey

Representative and Directional Findings

Methodology Overview

Ohio Landscape Survey

Objectives

- Understand priority issues in Ohio
- Understand views of climate change and the energy transition in the state and efforts to address this topic, including solar projects generally

Methodology

Statewide Online Survey among Ohio Likely Voters*

- Online survey among self-reported voters in Ohio who are likely/almost certain to vote in the US midterm election in 2022
- Representative demographics and regional breakdown

n=750 Likely Voters

Margin of error: +/-3.4%

Survey fielded between Dec. 24, 2020 – Jan. 1, 2021

*Registered to vote in Ohio, voted in the U.S. general election this past November (if eligible), and very likely or almost certain to vote in 2022 U.S. midterm elections.

Not all percentages add up to 100% due to rounding.

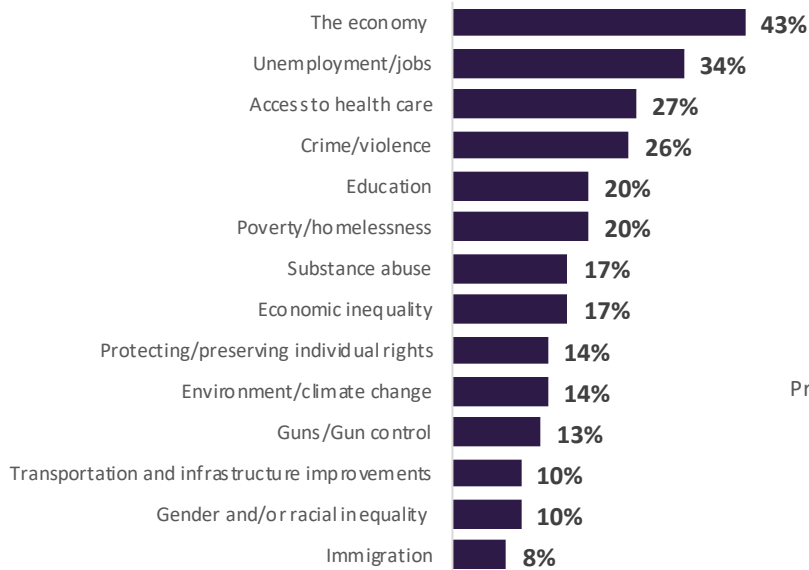
Ohio - Full State Results

Representative Findings

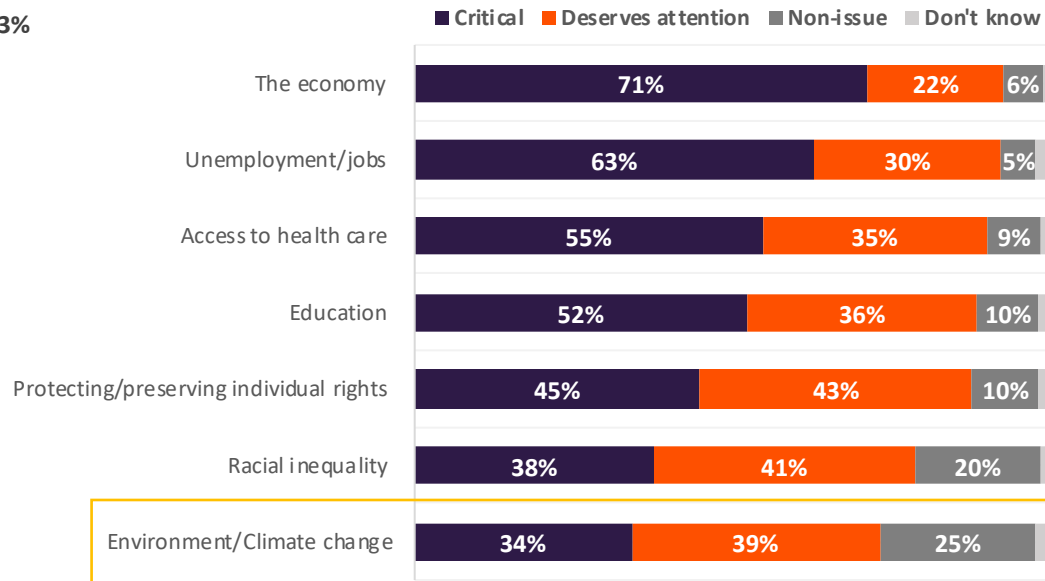
While Ohioans see the economy and jobs as the top issues facing the state, 73% of Ohio voters believe climate change is an issue that at least deserves attention

TOP ISSUES FOR OH VOTERS

Showing % selected in top 3 issues facing the state



ISSUE URGENCY IN OHIO



Not all percentages may add up to 100% due to rounding.

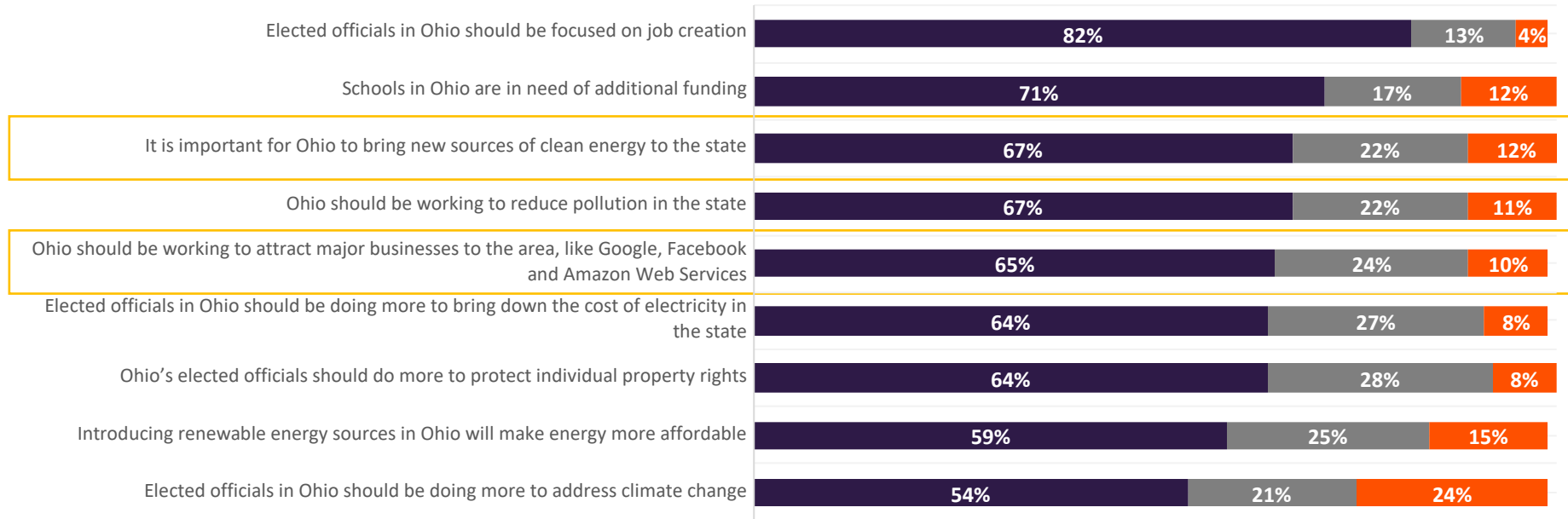
Q: Thinking about the issues facing Ohio today, which do you think are the most important to address?

Q: Generally speaking, how big of an issue do you think the following topics are to those living in Ohio?

2 in 3 Ohio voters agree it is important for the state to bring new sources of clean energy and attract major businesses to the state

OHIO FOCUS AREAS

■ Somewhat/Strongly agree ■ Neutral/Don't know ■ Somewhat/Strongly disagree

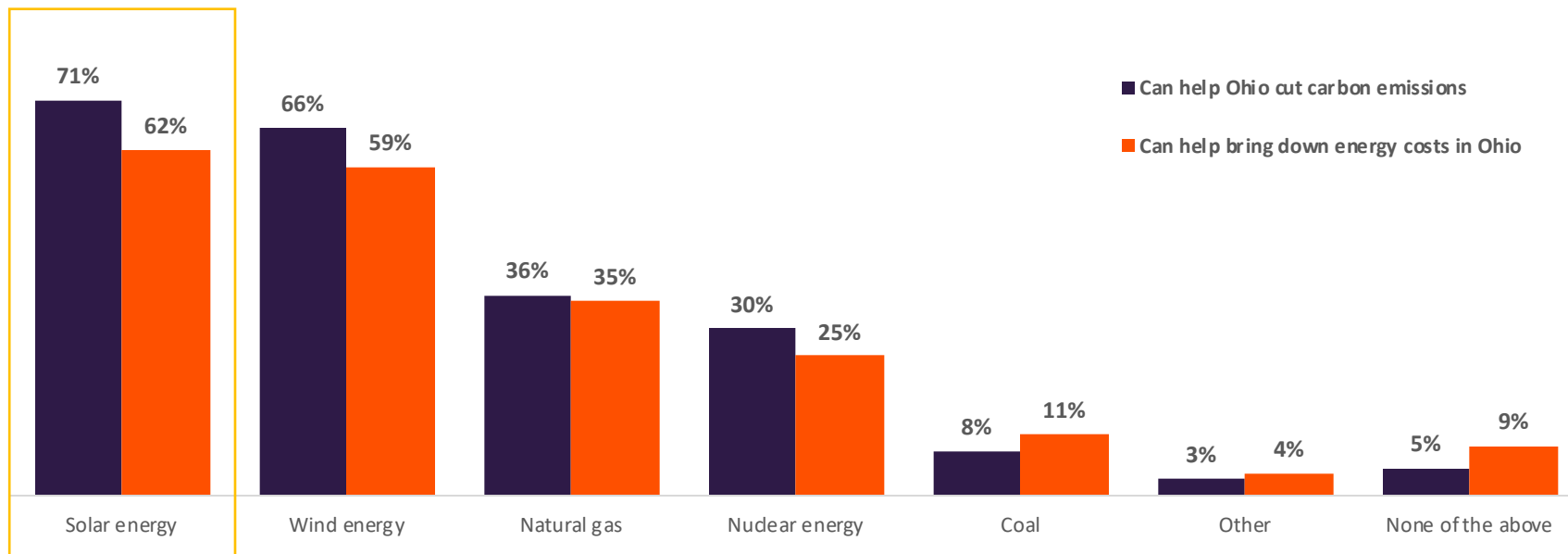


Not all percentages may add up to 100% due to rounding.

Q: Below you will see a number of statements. Please indicate the extent to which you disagree or agree with each.

More than any other energy source, Ohio voters see solar as best positioned to bring down emissions and energy costs

PERCEIVED ENVIRONMENTAL & ECONOMIC IMPACT OF ENERGY SOURCES



Ohio voters overwhelmingly welcome solar development in their communities

SUPPORT FOR SOLAR FARM DEVELOPMENT

76%

support solar
development and
welcome it **in their
community**

13%

support solar
development but **not in
their community**

10%

do not support solar
development projects