

Exscientia 1Q 2022 Business Update

Cash and cash equivalents

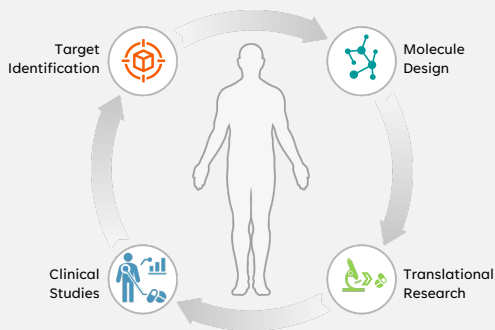
Cash and cash equivalents as of March 31, 2022: **\$719.8 million**

Cash inflows from Sanofi collaboration in 2Q 2022: **\$100 million**

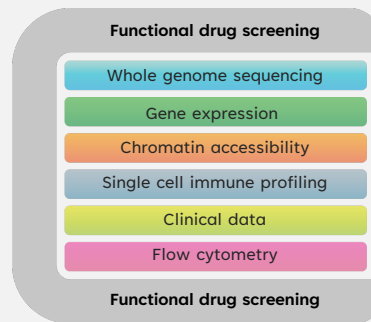
Cash burn

1Q 2022 operational cash burn: **\$10.4 million**


Patient-driven precision medicine to improve probability of success



Using patient data at each stage increases relevance of translational research



Layers of orthogonal data used to show correlation of treatment response

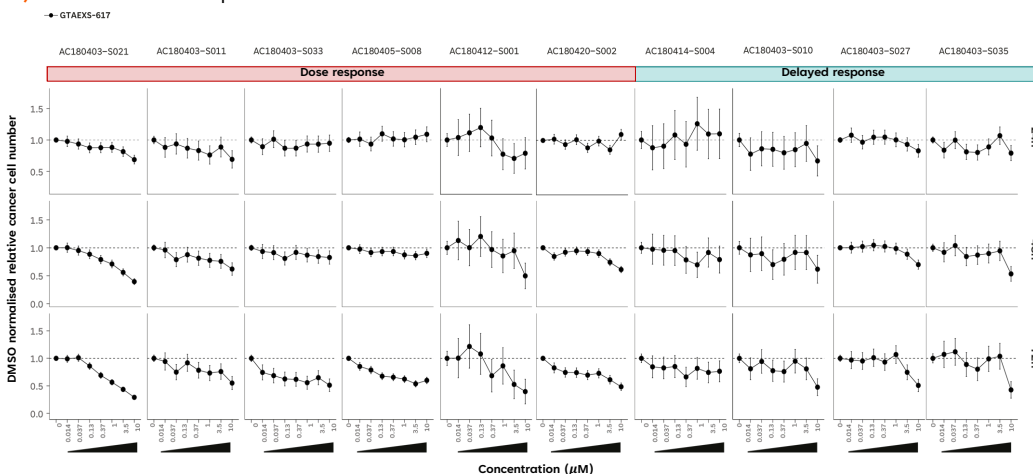


AI-driven cellular image analysis allows understanding of complex tumour microenvironment changes

Case study

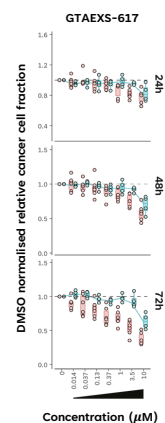
Heterogeneity of patient responses reveals potential novel targets for ovarian cancer treatment

A) Mean and SD of triplicates shown



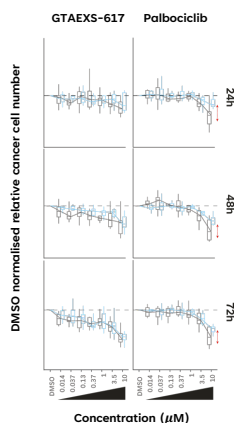
B) Population

■ Dose response
■ Delayed response



C) Population

■ Cancer cells
■ Immune cells



(A) DMSO normalised cancer cell numbers at baseline or treatment with increasing concentrations of GTAEXS-617 in N=10 primary ovarian cancer samples. (B) Cancer cell fractions at baseline and over concentration with ex vivo treatment of GTAEXS-617; subjective grouping of patient sample responses correlating to dose response curves in (A). Boxplots and outliers shown. (C) DMSO normalised relative cell number of immune cells (black) or cancer cells (blue) after treatment with increasing concentrations of GTAEXS-617 and the CDK4/6 inhibitor palbociclib; boxplots of N=10.