

# Pitney Bowes Parcel Shipping Index


Parcel volume reaches 159 billion in 2021, the highest on record



**159bn**  
parcels shipped globally  
in 2021, up from  
**131bn**  
in 2020



Global parcel  
volume is up  
**21%**  
year-over-year



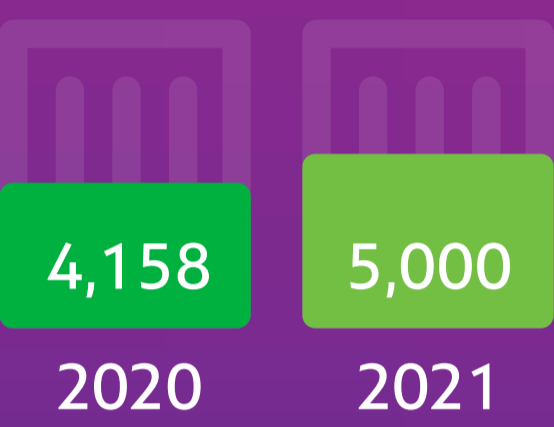
Global parcel revenue  
increased by 17% to  
**\$491.5bn**  
in 2021



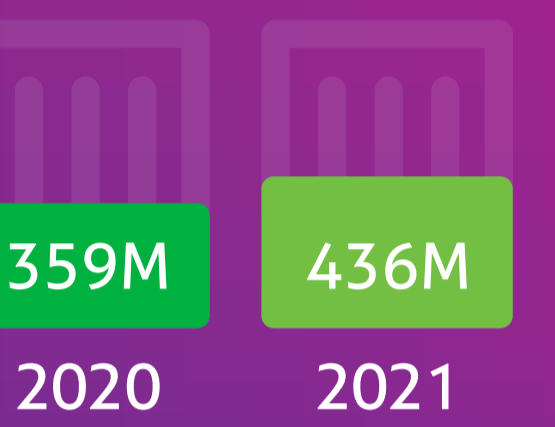
**13**  
countries  
studied




Number of  
parcels per second




Number of  
parcels per day



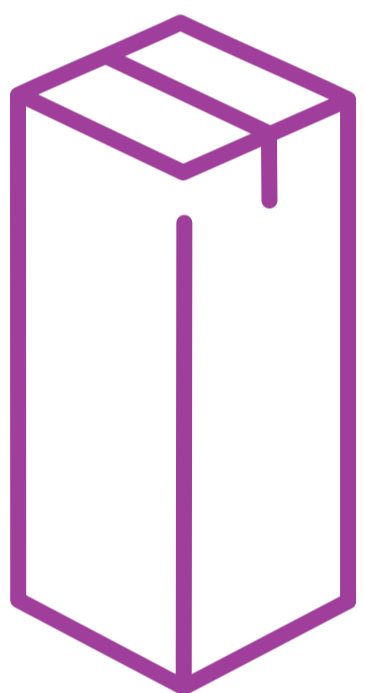
Number of  
parcels per person




Number of  
parcels per household




**21%**  
increase year-over-year



**China**  
**108bn**  
parcels



**US**  
**22bn**  
parcels




**Japan**  
**9bn**  
parcels

## 2021 Parcel Shipping Volume

China is the first market in the Index's seven-year history to exceed 100 billion parcels in one year

The UK and Germany followed with 5.4bn and 4.5bn respectively.

## 2021 Parcel Volume Growth



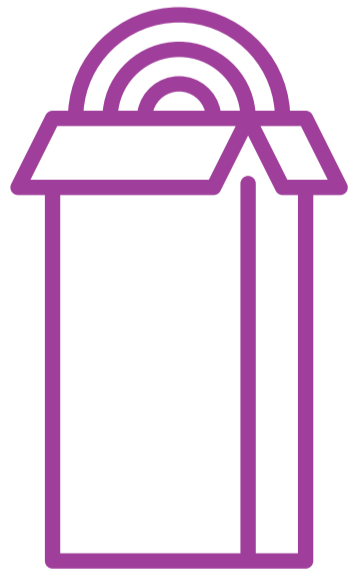
Sweden had the highest YOY parcel volume growth at **33%**




China experienced the second largest YOY growth at **30%**



Brazil had the third largest YOY growth at **20%**



**US**  
**188bn**  
Total Revenue



**China**  
**160bn**  
Total Revenue




**Japan**  
**31bn**  
Total Revenue

## 2021 Parcel Shipping Revenue


Total carrier parcel revenue increased collectively reaching **\$491.5bn**, up 17% from 420bn in 2020

## 2021 Per Capita Shipping

On average, 41 parcels were shipped for each member of the population within the 13 countries in the Index, equating to around 137 per household



**34PP**  
2020



**41PP**  
2021

**21%**  
increase year-over-year



**137**  
parcels  
per household