

Pitney Bowes Parcel Shipping Index

Global growth slows considerably due to COVID outbreaks and China lockdowns



161bn

parcels shipped globally in 2022, up from

159bn

in 2021



Global parcel volume is up

1%

year-over-year



Global parcel revenue decreased to

\$485bn

in 2022



13

countries studied



Number of parcels per second

5,052

2021

5,102

2022



Number of parcels per day

436M

2021

441M

2022



Number of parcels per person

42

2021

42

2022



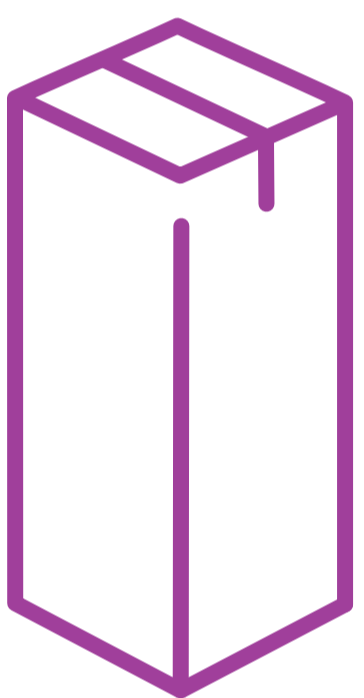
Number of parcels per household

132

2021


132

2022




China

111bn
parcels




US

21bn
parcels



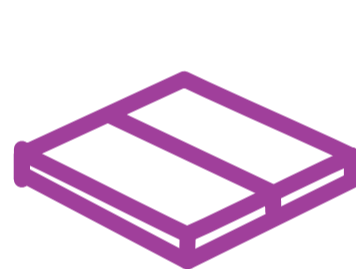
Japan

9bn
parcels



UK

5bn
parcels



Germany

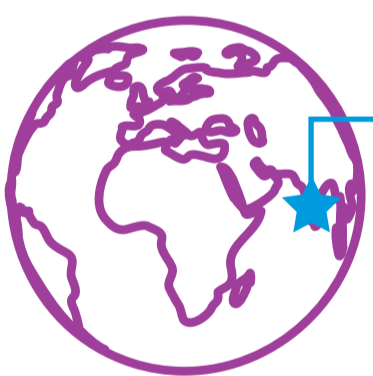
4bn
parcels



2022 Parcel Shipping Volume

Collectively, China, the US, and Japan represented 87% of global parcel volume in 2022

2022 Parcel Volume Growth



India had the highest YOY parcel volume growth at

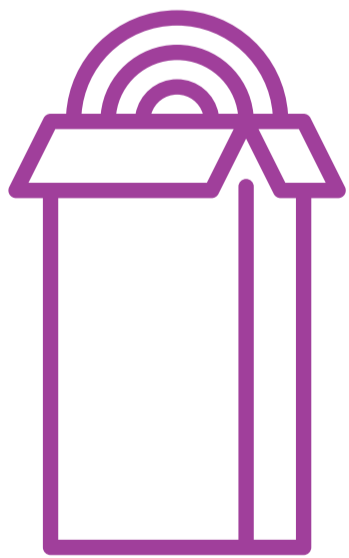
18%



China's growth rate slowed to just

2%

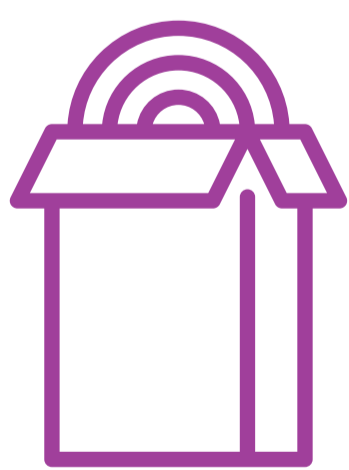
the lowest in the eight-year history of the index



US

198bn

Total Revenue



China

157bn

Total Revenue



Japan

27bn

Total Revenue

2022 Parcel Shipping Revenue

Total carrier parcel revenue decreased to **\$485bn**, down 1% from **\$489bn** in 2021

2022 Revenue Per Parcel

Globally, the revenue per parcel was **\$3.02** in 2022



Canada

\$9.2

2021

\$9.8

2022



USA

\$8.6

2021

\$9.3

2022



France

\$9.6

2021

\$9.1

2022