

ARCADIA Clinical Trial Program Media Factsheet

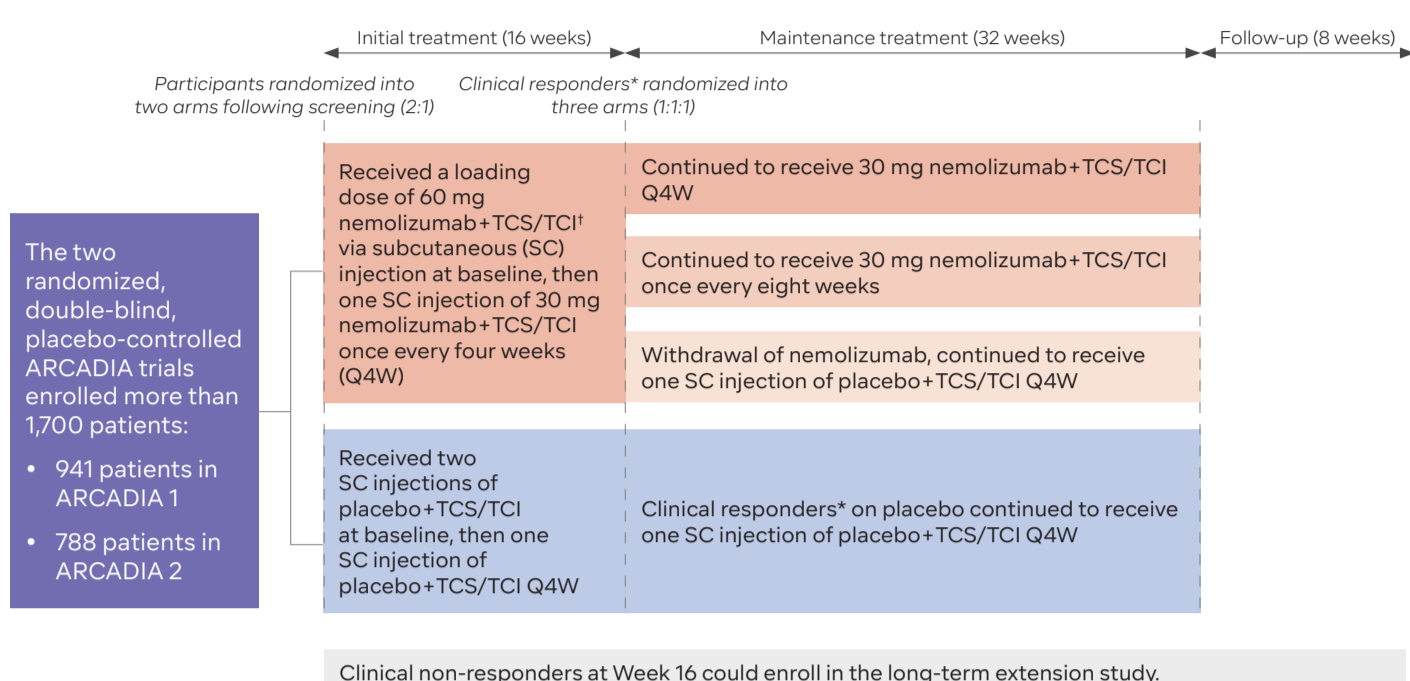
What are the ARCADIA trials?¹⁻³

ARCADIA 1 and 2 were two identically designed, pivotal phase III trials that assessed the efficacy and safety of nemolizumab in **adolescent and adult patients with moderate-to-severe atopic dermatitis**.¹⁻³

Nemolizumab is a first-in-class monoclonal antibody specifically designed to target the interleukin-31 (IL-31) receptor alpha and inhibit IL-31 signaling.⁴

The ARCADIA trials investigated nemolizumab[†] in over 1,700 patients with atopic dermatitis. The efficacy and safety of nemolizumab[†] was compared with placebo[†] after a 16-week treatment period.¹⁻³

Trial design¹⁻³

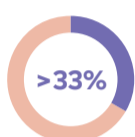


*Clinical responders were defined as patients who achieved an Investigator's Global Assessment score of clear (0) or almost clear (1), or a 75% or greater improvement in the Eczema Area and Severity Index score.

Trial results^{3,5}

The phase III ARCADIA 1 and 2 trials met **both co-primary endpoints** and all key secondary endpoints, demonstrating that **nemolizumab[†] significantly improved itch, skin lesions and sleep disturbance in adolescent and adult patients with moderate-to-severe atopic dermatitis**.^{3,5}

Results across both trials at Week 16 showed that:^{3,5}



More than a third of nemolizumab-treated[†] patients **reached clearance or almost-clearance of skin lesions** when assessed using the Investigator's Global Assessment score.



Over 40% of nemolizumab-treated[†] patients **achieved a 75% reduction in the Eczema Area and Severity Index**.



Over 40% of nemolizumab-treated[†] patients achieved an at least **four-point reduction in itch intensity** as measured by the peak-pruritus numerical rating scale.

Nemolizumab[†] also demonstrated **rapid onset of action on itch and sleep disturbance**, with statistically significant improvements in itch observed **as early as one week after treatment initiation**.^{3,5}

The ARCADIA program also included a maintenance study of clinical responders at 48 weeks. Nemolizumab[†] maintained itch and skin responses when dosing once every four or eight weeks, **making it the first ever biologic in atopic dermatitis to maintain its efficacy with an eight-week dosing regimen**.⁶

Nemolizumab[†] was well tolerated, and its safety profile was consistent across treatment arms.^{3,5,6}

The ARCADIA trials further demonstrate that **nemolizumab[†] has the potential to be a therapeutic solution** for patients suffering from moderate-to-severe atopic dermatitis.

[†]Nemolizumab and placebo were administered with background therapy (topical corticosteroids [TCS] with or without topical calcineurin inhibitors [TCI]).

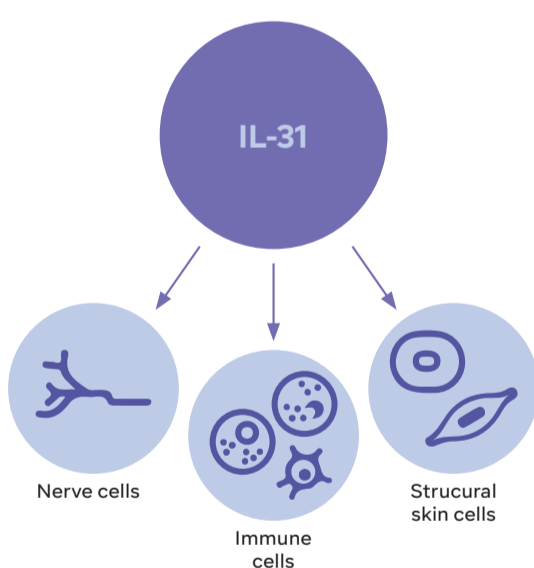
The burden of atopic dermatitis

Atopic dermatitis is a common, chronic, and flaring inflammatory skin disease, characterized by persistent itch and recurrent skin lesions.⁷⁻⁹ It has a **significant negative impact on quality of life**.¹⁰⁻¹³

Atopic dermatitis affects **more than 230 million people worldwide** and is the most common inflammatory skin disease, impacting almost four times more people than psoriasis.^{8,14}

- Approximately 7% of adults in the United States have atopic dermatitis.¹⁵
- Up to 17% of adults in Europe are diagnosed with atopic dermatitis each year.¹⁶

In atopic dermatitis, IL-31 acts as a bridge between the immune and nervous systems, and is a key mediator of itch, skin barrier disruption and is involved in inflammation.^{8,17,18}



Regulatory status

Nemolizumab is currently under review by several regulatory authorities for the treatment of prurigo nodularis and moderate-to-severe atopic dermatitis, including the **U.S. Food and Drug Administration (FDA)**, the **European Medicines Agency** and **Health Canada**, as well as in **Australia, Singapore, Switzerland** and the **United Kingdom** via the Access Consortium.^{19,20} Submissions to regulatory authorities in additional countries are ongoing.

Nemolizumab was initially granted Breakthrough Therapy Designation by the U.S. FDA in December 2019 for the treatment of pruritus associated with prurigo nodularis, a status reconfirmed in March 2023.²¹

Galderma has exclusive rights to the development and marketing of nemolizumab worldwide except in Japan and Taiwan. In Japan, nemolizumab (under the brand name Mitchga[®]) is approved for the treatment of prurigo nodularis and pruritus associated with atopic dermatitis.^{22,23}

References:

- ClinicalTrials.Gov. Efficacy & Safety of Nemolizumab in Subjects With Moderate-to-Severe Atopic Dermatitis. Available [online](#). Last accessed July 2024
- ClinicalTrials.Gov. Efficacy & Safety of Nemolizumab in Subjects With Moderate-to-Severe Atopic Dermatitis. Available [online](#). Last accessed July 2024
- Silverberg J, et al. Nemolizumab with concomitant topical therapy in adolescents and adults with moderate-to-severe atopic dermatitis (ARCADIA 1 & 2): results from two replicate double-blind, randomised controlled phase 3 trials. *Lancet*. 2024. doi: 10.1016/S0140-6736(24)01203-0
- Silverberg J, et al. Phase 2B randomized study of nemolizumab in adults with moderate-to-severe atopic dermatitis and severe pruritus. *J Allergy Clin Immunol*. 2020;145(1):173-182. doi:10.1016/j.jaci.2019.08.013
- Silverberg J, et al. Nemolizumab improves skin lesions, itch and sleep disturbance in patients with moderate-to-severe atopic dermatitis: Results from two identical phase 3 multinational studies (ARCADIA 1 and ARCADIA 2). Late-breaking abstract presented at EADV 2023
- Silverberg J, et al. Maintenance of efficacy and safety of nemolizumab at Week 48: results from two global phase III pivotal studies (ARCADIA 1 and ARCADIA 2) in patients with moderate-to-severe atopic dermatitis. Late-breaking abstract presented at AAD 2024
- Yang G, et al. Skin Barrier Abnormalities and Immune Dysfunction in Atopic Dermatitis. *Int J Mol Sci*. 2020;21(8):2867. doi: https://doi.org/10.3390/ijms21082867
- Langan SM, Irvine AD, Weidinger S. Atopic dermatitis; [published correction appears in *Lancet*. 2020;396(10247):345-360. doi: 10.1016/S0140-6736(20)31286-1
- Ständer S. Atopic dermatitis. *N Engl J Med*. 2021;384(12):1136-1143. doi: 10.1056/NEJMr2023911
- Silverberg J. Comorbidities and the impact of atopic dermatitis. *Ann Allergy Asthma Immunol*. 2019;123(2):144-151. doi: 10.1016/j.ana.2019.04.020
- Silverberg J, Gelfand JM, Margolis DJ, et al. Patient burden and quality of life in atopic dermatitis in US adults: a population-based cross-sectional study. *Ann Allergy Asthma Immunol*. 2018;121(3):340-347. doi: 10.1016/j.ana.2018.07.006
- Urban K, et al. The global, regional, and national burden of atopic dermatitis in 195 countries and territories: An ecological study from the Global Burden of Disease Study 2017. *JAAD Int*. 2021;2:12-18. doi: 10.1016/j.jdin.2020.10.002
- Halvorsen J, et al. Suicidal Ideation, Mental Health Problems, and Social Function in Adolescents with Eczema: A Population-Based Study. *J Invest Derm*. 2014;134:1847-1854. doi.org/10.1038/jid.2014.70
- Raharja A, et al. Psoriasis: a brief overview. *Clin Med (Lond)*. 2021;21(3):170-173. doi: 10.7861/clinmed.2021-0257
- Silverberg J, et al. Sleep Disturbances in Adults with Eczema Are Associated with Impaired Overall Health: A US Population-Based Study. *J Invest Derm*. 2015; 135, 56-66; doi:10.1038/jid.2014.325
- Byland S, et al. Prevalence and Incidence of Atopic Dermatitis: A Systematic Review. *Acta Derm Venereol*. 2020. doi: 10.2340/00015555-3510
- Bağcı İS and Ruzicka T. IL-31: A new key player in dermatology and beyond. *J Allergy Clin Immunol*. 2018;141(3):P858-866. doi: 10.1016/j.jaci.2017.10.045
- Datsi A, et al. Interleukin-31: The "itchy" cytokine in inflammation and therapy. *Allergy*. 2021;76:2982-2997. doi: 10.1111/all.14791
- Galderma. Galderma announces regulatory filing acceptance for nemolizumab in prurigo nodularis and atopic dermatitis in the U.S. and EU. Available [online](#). Last accessed July 2024
- Galderma. Galderma receives filing acceptances for nemolizumab in prurigo nodularis and atopic dermatitis in four additional countries. Available [online](#). Last accessed July 2024
- Galderma. Galderma Investigational Therapy Nemolizumab Granted FDA Breakthrough Therapy Designation for the Treatment of Patients Suffering from Prurigo Nodularis. Available [online](#). Last accessed June 2024
- Chugai Pharmaceutical Co., Ltd. Maruho Obtained Regulatory Approval for Mitchga, the First Antibody Targeting IL-31 for Itching Associated with Atopic Dermatitis. Available [online](#). Last accessed July 2024
- Chugai Pharmaceutical Co., Ltd. Mitchga Approved for Itching in Pediatric Atopic Dermatitis and Prurigo Nodularis, for its Subcutaneous Injection 30mg Vials. Available [online](#). Last accessed July 2024